

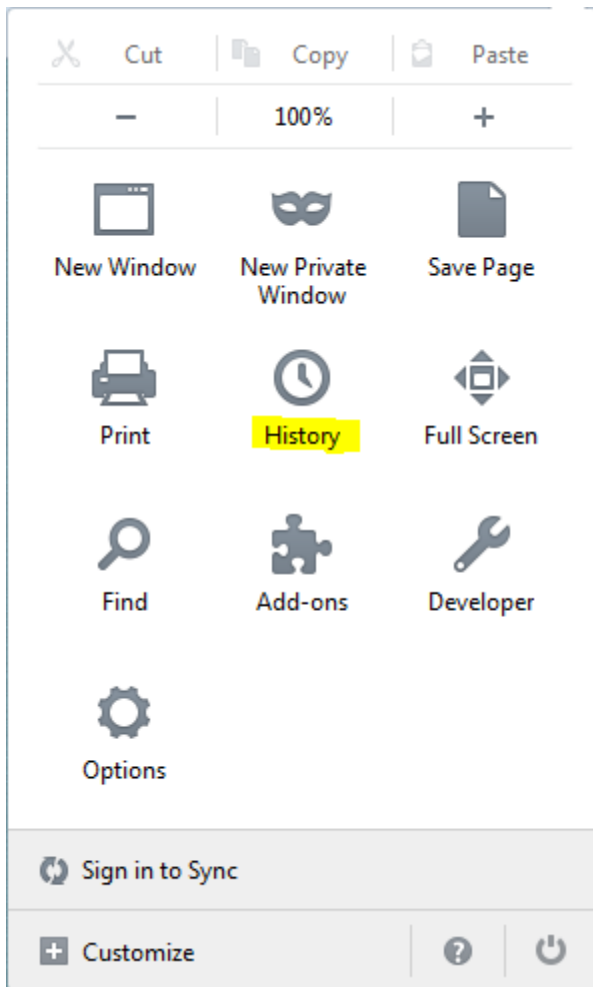
Firefox ESR (version 45)

The screenshot shows the Firefox ESR browser window with two tabs: "iNet - Welcome to Your Int..." and "Iroquois Gas Transmission ...". The address bar shows "www.iroquois.com". The website content includes the Iroquois logo, emergency contact information (800-888-3982), a search bar, and a navigation menu with links for ABOUT, SAFETY, COMMUNITY PARTNER, PIPELINE SERVICES, PROJECTS, NEWS, CONTACT, and IROQUOIS ONLINE. A large image of yellow gas pipelines is featured. Below the image are three sections: "customer interface" with a link to "IroquoisOnLine", "interactive pipeline map" with a "launch now" link, and "latest news" with a link to "Iroquois Report - Spring Safety Issue 2016". The footer contains social media links, copyright information, and safety logos.

Choose the list icon in the upper right-hand toolbar of the browser (under the red close window "X"):

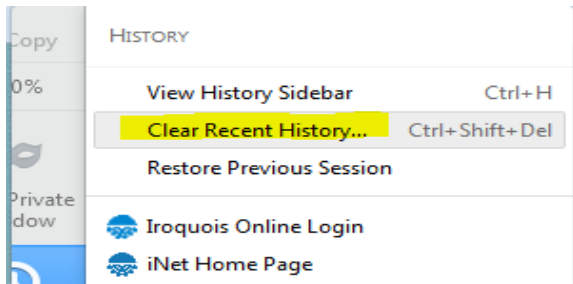


The resulting menu will open:

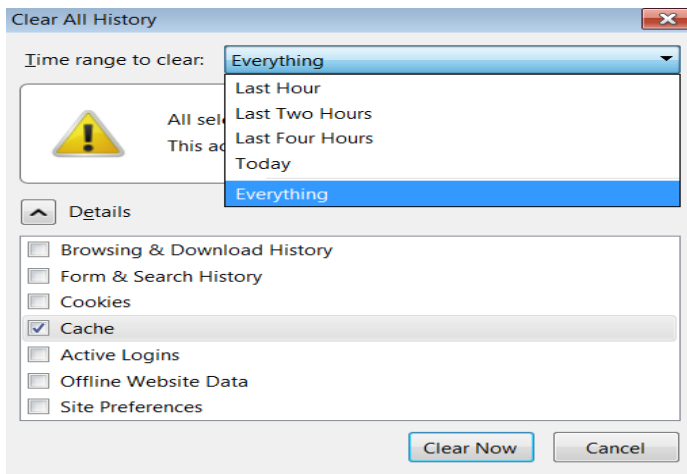


Choose the **"History"** option.

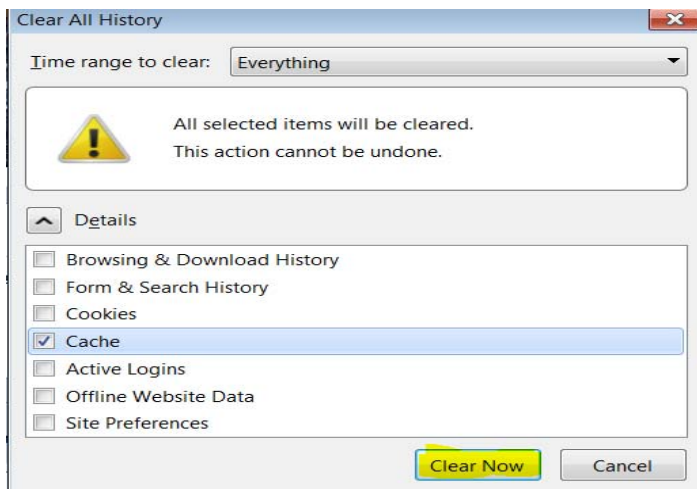
On the resulting menu now choose Clear Recent History...:



In the resulting popup window, choose the "Everything" option from the "Time range to clear" list:



Check the "Cache" checkbox. Now click the Clear Now button at the bottom:



Finally, close all (you might have more than one) IOL sessions you may have open and open a new IOL session. You should now be able to login and access all functionality properly.